



## LED Post Top Garden Light

### BRIGHTEN YOUR LIFE

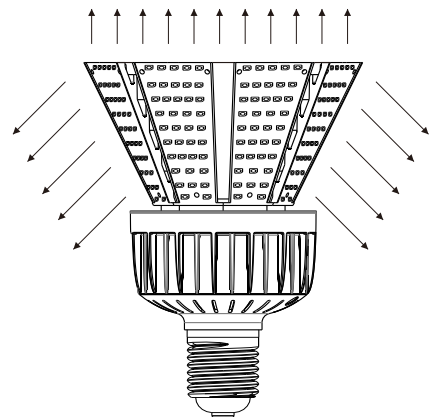
NEW LED TECHNOLOGY THAT ALLOWS THE  
COEXISTENCE OF ENVIRONMENTAL  
PROTECTION AND ENERGY SAVING

### Strong Points

- 1.MH/HPS/HID/MHL/CFL lamp retrofit
- 2.Screw Base Direct Install by bypass ballast
- 3.100% Die Casting Heat Sink
- 4.Universal Base E26/E27/E39/E40
- 5.CE ROHS listed




BB-XHJD-XXX-D




## Features

1. Beam angle:360 degrees.
2. Aluminum die-casting heat sinks and active air exchanging cooling system in order to speed up heat dissipation.
3. It's major to replace the CFL/MH/HID/HPS.
4. Green, energy saving, long and reliable life of 50,000 hours.
5. No RF interference, No IR/UV radiation ,no mercury pollution.
6. Wide colour availability in degrees Kelvin(K),2700-6700K.
7. Streamline exterior design, beautiful appearance.
8. Environment friendly ,energy saving (70~80%).
9. Special circuit design, each LED work separately, avoiding the single broken LED influence problem.



## Application


- 1.Sports Lighting/Post Top Lighting.
- 2.Canopy Lighting.
- 3.High/Low Bay Lighting.
- 4.Roadway Lighting/Street Lighting.
- 5.Other applications.



# SPECIFICATIONS

Power	30W	40W	50W	60W	80W
Model	BB-XHJD-30W-D	BB-XHJD-40W-D	BB-XHJD-50W-D	BB-XHJD-60W-D	BB-XHJD-80W-D
Luminous Flux	3900lm	5200lm	6500lm	7800lm	10400lm
Replacement	HPS 100W	HPS 125W	HPS 150W	HPS 175W	HPS 250W
Light Source	SMD LED				
Luminous Efficacy	>130lm/w				
Operation Temp.	-40 to +45°C				
CCT	2700K SW / 3000K WW / 4100K NW / 5000K DW / 5700K CW				
CRI	85				
Life Span	50,000 hours at 25°C				
Voltage	100-277VAC/50-60HZ				
Driver	Internal Power Supply				
Dimming	NO				
Beam Angle	360°				
Lamp Base	E26/E27/E39/E40				
PF	>0.95				
Warranty	3/5 Years				

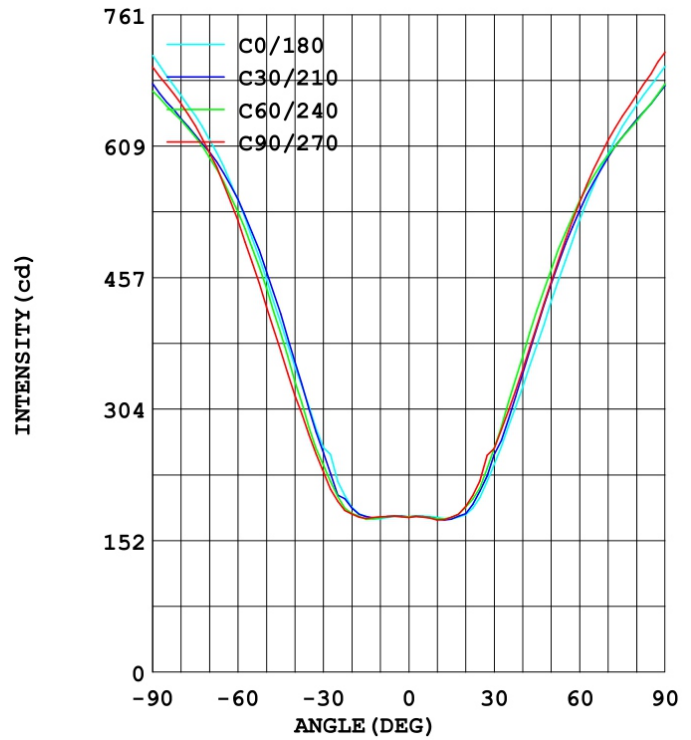
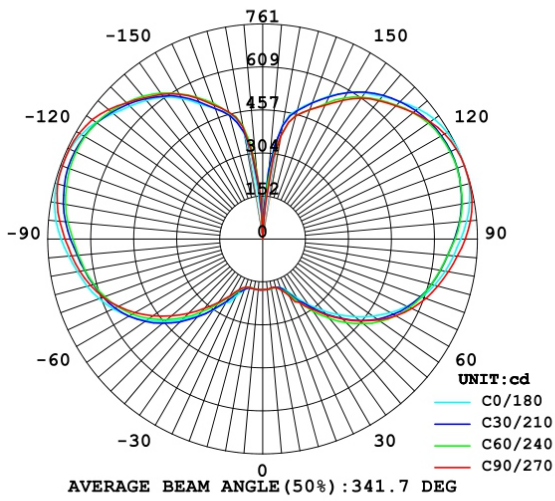
# DIMENSIONAL DRAWING



## Notes:

1. All Dimensions are in Inches [Millimeters].
2. The top PCB optional with led chips mounted or without led chips mounted. Standard version is : Mounted with led chips.

# LUMINOUS INTENSITY DISTRIBUTION



## PROJECTS

By using our 30W LED Post Top Garden Light to replace 100W Metal Halide bulb for parking garage lighting fixtures, the customer is now able to save a lot per month from his electric bill.



Replace



**30W LED = 100W MH**

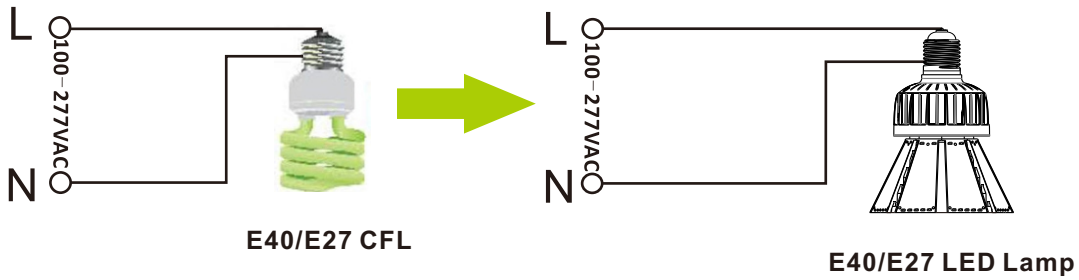
### Note :

- Don't take the LED lamp apart.
- The LED lamp must work under the right voltage according to the specification.
- Must remove the Ballast, Capacitor, Ignitor before installing our LED Light.

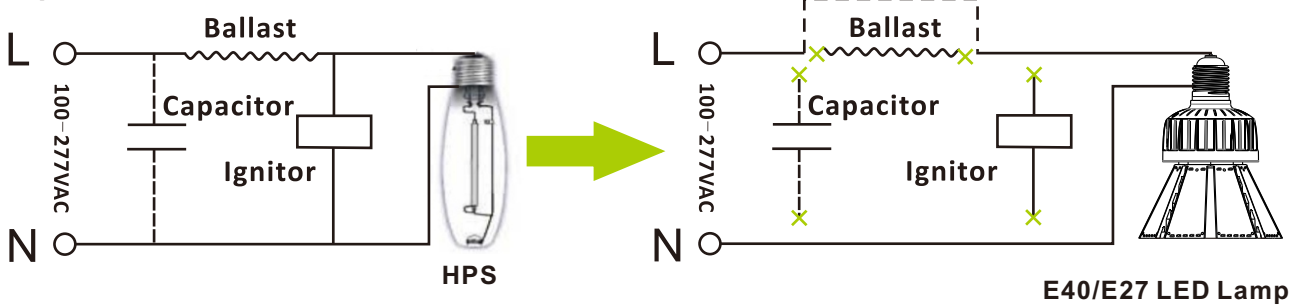
# INSTALLATION

Normally. The traditional lamp has the ballast or capacitor or ignitor, like HPS, MH.

## Replace E40/E27 CFL



## Replace HPS/MH



Note: remove the Ballast, Capacitor parts

When LED Post Top Light installed in enclosed fixture, please make sure fixture diameter big enough for heat dissipation.



# PACKING INFO



Packaging	Carton Size(mm) (L*W*H)	N.W	G.W	Volume weight
12pcs/CTN	490*460*340mm	15.5kg	16.5kg	18.0kg